

Mounting plate from 10° roof pitch

In order to prevent the supports from slipping, it is recommended that fixing plates are fitted at the end of the module array for roof pitches of 10° or more, provided the ground rails are laid in the direction of the slope. Additional fixing plates may be required for large module arrays or steep roof pitches. The exact positioning is specified in the respective installation plans.


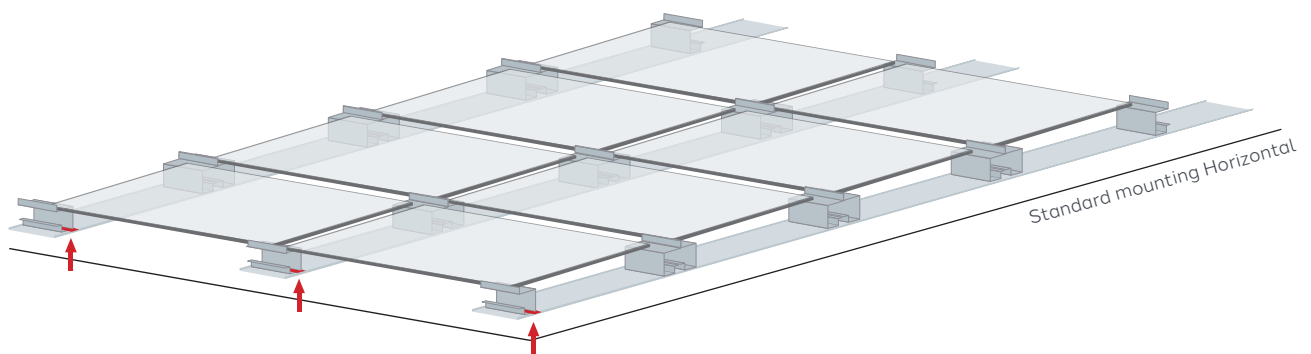


Mounting plate Duraklick Art. No. 77.501.030

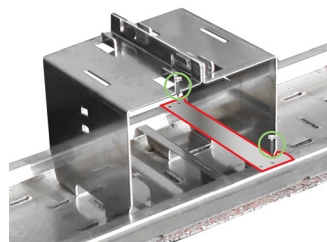
+ 2x



Art. No. 77.501.120



Mounting plate to prevent the supports from slipping.



>13° = 2x

For roof pitches over 13°, the use of double supports are recommended in order to avoid buckling under high snow loads.

For more information, please visit www.soltop-energie.ch & www.soltop-energie.eu

SOLTOP Energie AG
St. Gallerstrasse 3
CH-8353 Elgg
info@soltop-energie.ch

SOLTOP Energie GmbH
Lindauer Straße 15
D-88145 Hergatz
info@soltop-energie.eu

SOLTOP Energie SA
Rue des Sablons 8
CH-3960 Sierre
info.fr@soltop-energie.ch

SOLTOP Energie SA
Avenue Haldimand 41
CH-1400 Yverdon-les-Bains
info@soltop-energie.ch