

Duraklick

A brand of SOLTOP Energie GmbH

Water drainage on mounting crosswise to the roof pitch

When the system is mounted crosswise to the roof-inclination the following must be considered concerning water drainage.



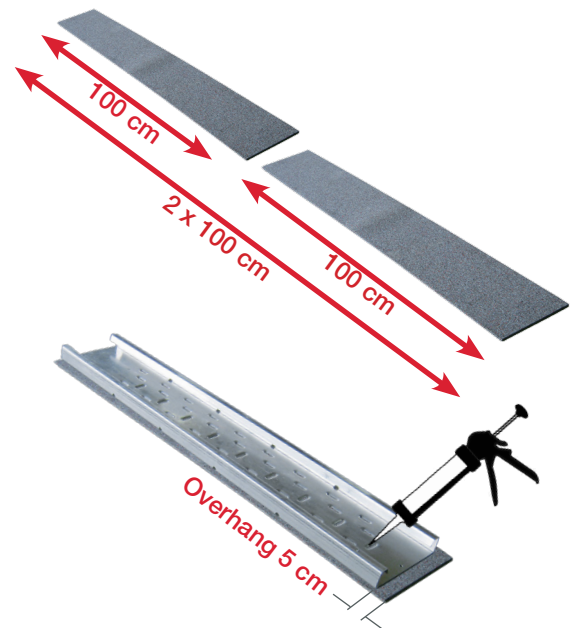
Clean Roof!

The roof must be clean and free of dirt. Moss, leaves, stones and mud must be removed prior to setting up the system.

Use Strips of Building Protection Mats!

Use strips of building protection mats with a length of 100 cm. Place them under the floor-rails mainly under the module-supports. By using the standard skip of 2.35m, we recommend to place the mats under the panels and keep the space between the panels (35cm) free for water drain.

The ends of the mats should be glued to the floor-rail e.g. with Keraflex/Soudalflex. **So it is prevented that the mats are washed away, due to flowing water.**



For more information, please visit www.soltop-energie.ch & www.soltop-energie.eu

SOLTOP Energie AG
St. Gallerstrasse 3
CH-8353 Elgg
info@soltop-energie.ch

SOLTOP Energie GmbH
Lindauer Straße 15
D-88145 Hergatz
info@soltop-energie.eu

SOLTOP Energie SA
Rue des Sablons 8
CH-3960 Sierre
info.fr@soltop-energie.ch

SOLTOP Energie SA
Avenue Haldimand 41
CH-1400 Yverdon-les-Bains
info.fr@soltop-energie.ch